

Political Affairs & Federation Relations

FEDERAL POLITICAL UPDATE

JULY 28, 2020

Scott W. Reed
Senior Political Strategist



U.S. CHAMBER OF COMMERCE

January 2020 to July 2020

DIRECTION OF THE COUNTRY



38% thought the country was headed in the “**right direction**” while a **slight majority, 54%**, said “**wrong track.**”

POTUS JOB APPROVAL



The president’s job approval was net negative, but in the single digits: **44% approve;**
53% disapprove.

TOP CONCERNS



Health Care	19%
Economy	15%
Environment	14%
Immigration	12%
Social Security	10%

Voters had a **variety of top concerns** with double-digit support at the beginning of the year.

Historical Direction of the Country

Year	Right Direction	Party Change in White House
1980	20%	Yes
1992	16%	Yes
2008	12%	Yes
2020	19% (72%)	?

President Trump Trails Predecessors in Job Approval



Approve	42%	46%	48%	57%
Disapprove	56%	47%	48%	35%
Difference	-14%	-1	Even	+22

RCP Average
July 2020

Gallup
July 2012

Gallup
July 2004

Gallup
July 1996

PRESIDENTIAL JOB APPROVAL: Handling the Economy



Approve	48.4%
Disapprove	47.9%
Difference	+.05%

Source: Real Clear Politics

Trump draws more confidence on economy than on coronavirus or race

% of voters who say they are *very or somewhat confident* that ___ can do each of the following



Note: Based on registered voters.

Source: Survey of U.S. adults conducted June 16-22, 2020.

PEW RESEARCH CENTER

PRESIDENTIAL JOB APPROVAL:

Handling Coronavirus

	MARCH	APRIL	MAY	JUNE	JULY
Approve	48%	47%	43%	41%	39%
Disapprove	47%	51%	54%	56%	59%
Difference	+1%	-4%	-11%	-15%	-20%




Today: 37%



Biden Closes Fundraising Gap in Second Quarter

Biden and DNC: \$282 million

Trump and RNC: \$266 million





Biden COH: \$292 million

Trump COH: \$295 million

2 months ago/ Trump 2:1

2020 Candidate Enthusiasm:

Ranked by % Enthusiastic/ Comfortable	Enthusiastic	Enthusiastic/ Comfortable	Reservations/ Uncomfortable	Very Uncomfortable	Net Difference (Enthus/Comf- Res/Uncomf)
 <p>Donald Trump (0% unable to rate)</p>	23%	39%	60%	52%	-21%
 <p>Joe Biden (1% unable to rate)</p>	14%	39%	60%	38%	-21%


Can Trump win?

- 2nd Term Agenda
- New Campaign Manager



- Conventions
- September 29: First Debate
- Choice vs. Biden

Politics of Masks



	June 2020 Mask Wearing: Always	July 2020 Mask Wearing: Always	Net Diff.
TOTAL	63%	74%	+11%
Presidential Ballot			
Trump	39%	54%	+15%
Biden	84%	91%	+7%
Geography			
Urban ✓	66%	83%	+17%
Suburban	66%	73%	+7%
Rural ✓	47%	62%	+15%
State Governor			
Republican	58%	69%	+11%
Democrat	67%	78%	+11%
Party ID			
Republican	43% →	55%	+12%
Independent	64% →	71%	+7%
Democrat	81% →	92%	+11%

Trump vs. Biden By Demographics

	Trump	Biden	Net Diff	2016 Exit Poll Trump Share
July 2020				
Overall	40%	51%	+11%	46%
Men	45%	43%	+2%	52%
Women	35%	58%	+23%	41%
Ages 18-34	23%	62%	+39%	36%
Ages 35-49	41%	49%	+8%	41%
Ages 50-64	48%	45%	+3%	52%
Ages 65+	46%	47%	+1%	52%
Democrats	4%	92%	+88%	8%
Independents	35%	39%	+4%	46%
Republicans	84%	8%	+76%	88%

The Chamber's Top 2020 Political Priorities



1

Maintain a pro-growth majority in the U.S. Senate as a backstop



2

Encourage bipartisan governing



3

Support more centrist House Democrats

Democrats need four seats to secure a majority in the U.S. Senate

Solid Democrat	Likely Democrat	Lean Democrat	Toss Up	Lean Republican	Likely Republican	Solid Republican
8 Seats	Minnesota New Mexico	Michigan	Arizona Colorado Maine Montana North Carolina Iowa	Alabama Georgia Georgia Kansas	Alaska Kentucky South Carolina Texas	10 Seats

Balance of Power: 53 GOP/ 45 Democrat and 2 Ind = 47

Q2:Senate Dem Fundraising Explodes

State	Incumbent	Raised	Challenger	Raised	Difference
AZ	McSally (R)	\$9.3m	Kelly (D)	\$12.8m	-\$3.5m
CO	Gardner (R)	\$3.6m	Hickenlooper (D)	\$5.2m	-\$1.6m
ME	Collins (R)	\$3.6m	Gideon (D)	\$9.2m	-\$5.6m
MT	Daines (R)	\$3.7m	Bullock (D)	\$5.3m	-\$1.6m
NC	Tillis (R)	\$2.6m	Cunningham (D)	\$7.4m	-\$4.8m

The Chamber On Air Today

Political Affairs & Federation Relations

Susan Collins: ["Putting Mainers Back to Work"](#)
Roger Marshall: ["Fighting For Veterans"](#)
Thom Tillis: ["Military Families"](#)



THANK YOU,
SUSAN COLLINS

207-780-3575

**ASK HER TO SUPPORT S. 2302
AMERICA'S TRANSPORTATION
INFRASTRUCTURE ACT**

PAID FOR BY THE U.S. CHAMBER OF COMMERCE.

ROGER MARSHALL:
RESPECTING OUR VETERANS | RENEWING OUR ECONOMY



CALL SENATOR TILLIS

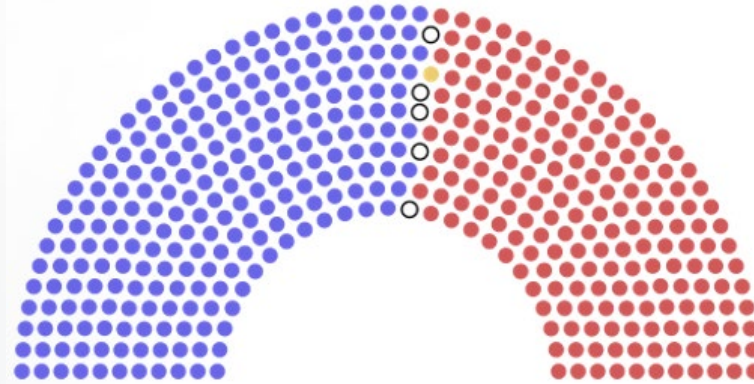
(919) 856-4630

SUPPORT: S.1621 - FOR OUR VETERANS

S.1802 - FOR OUR MILITARY FAMILIES

PAID FOR BY THE U.S. CHAMBER OF COMMERCE

House of Representatives:



Democrats have a **34 seats** advantage in the House.

Republicans need **20 seats** to gain a majority.



PARTY BREAKDOWN

116th Congress House Lineup



198
Republicans



232
Democrats



1
Independents

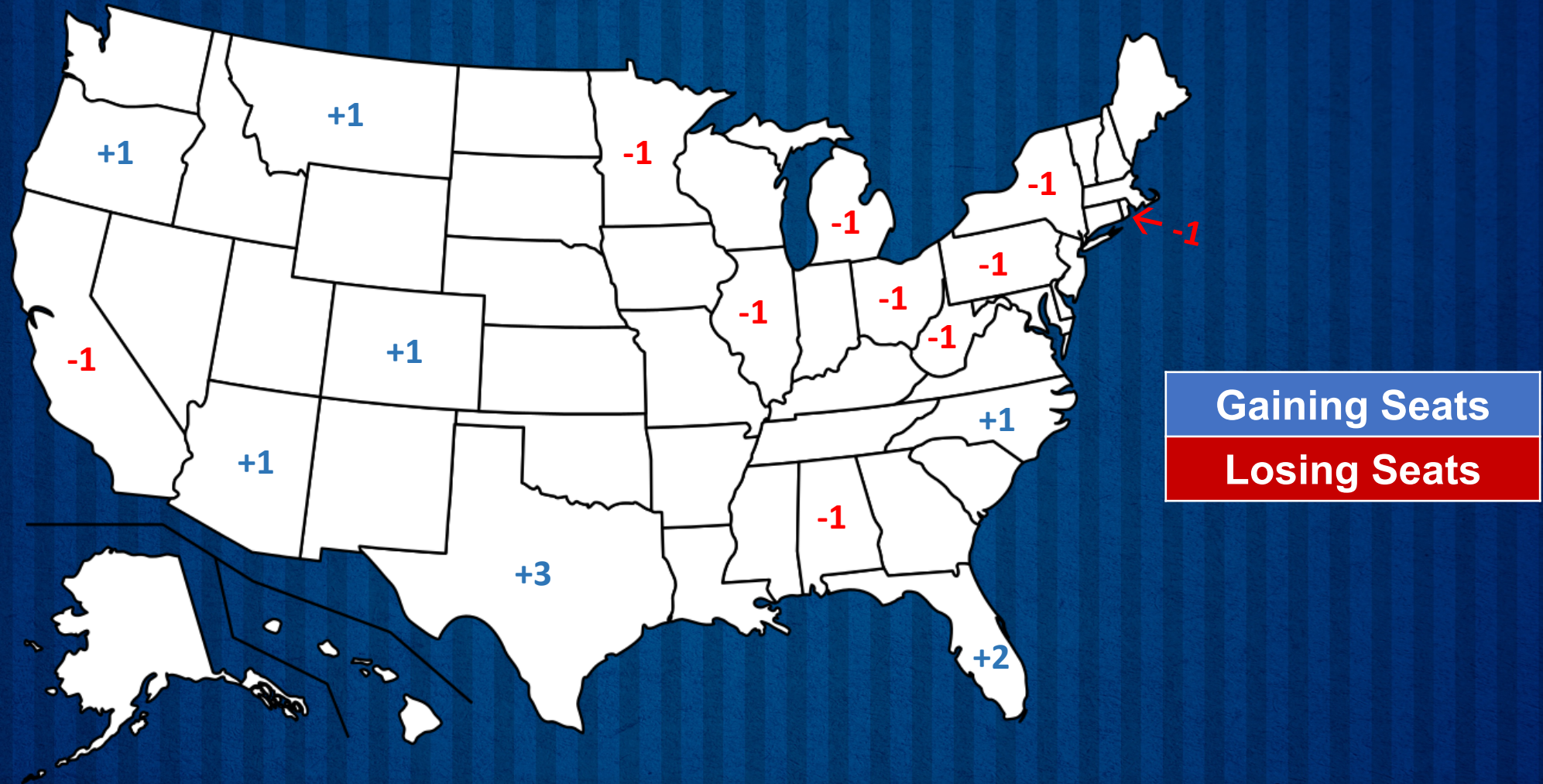


4
Vacancies

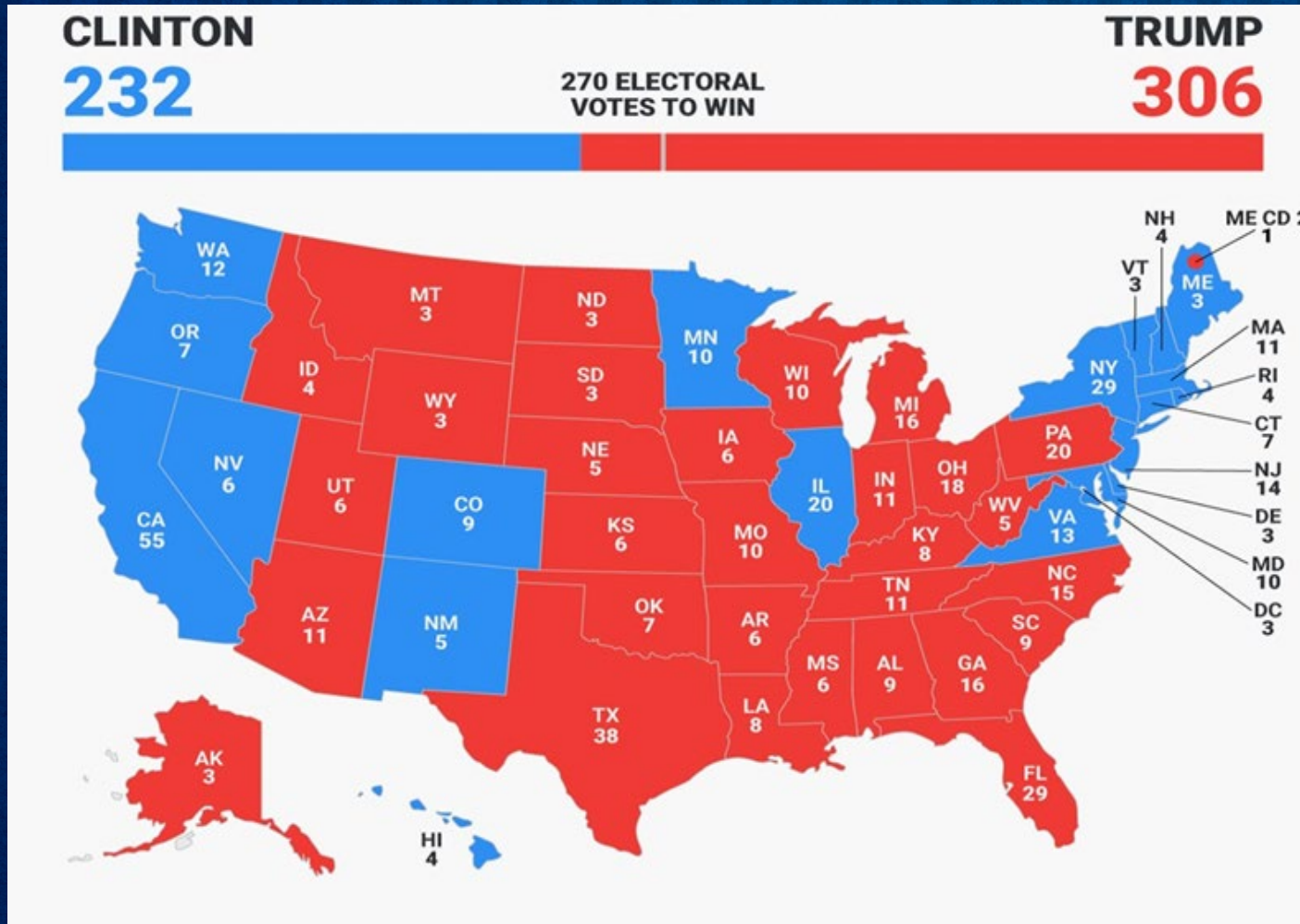
*Hunter, Duncan (R), CA resigned effective 1/13/2020
*Meadows, Mark (R), NC resigned effective 03/30/2020
*Ratcliffe, John (R), TX resigned effective 05/22/2020
*Lewis, John (D), GA died 07/17/2020

Source: [U.S. House of Representatives Press Gallery](#)

2020 Census Projections



2016 Electoral College Results



Six States to Watch:

Arizona

Florida

North Carolina

Michigan

Wisconsin

Pennsylvania

The Demographics of Swing Voters

No Chance You Will Support Trump	50%
No Chance You Will Support Biden	37%
Voters Who Are “Up for Grabs”	13%

The “up for grabs” voters...

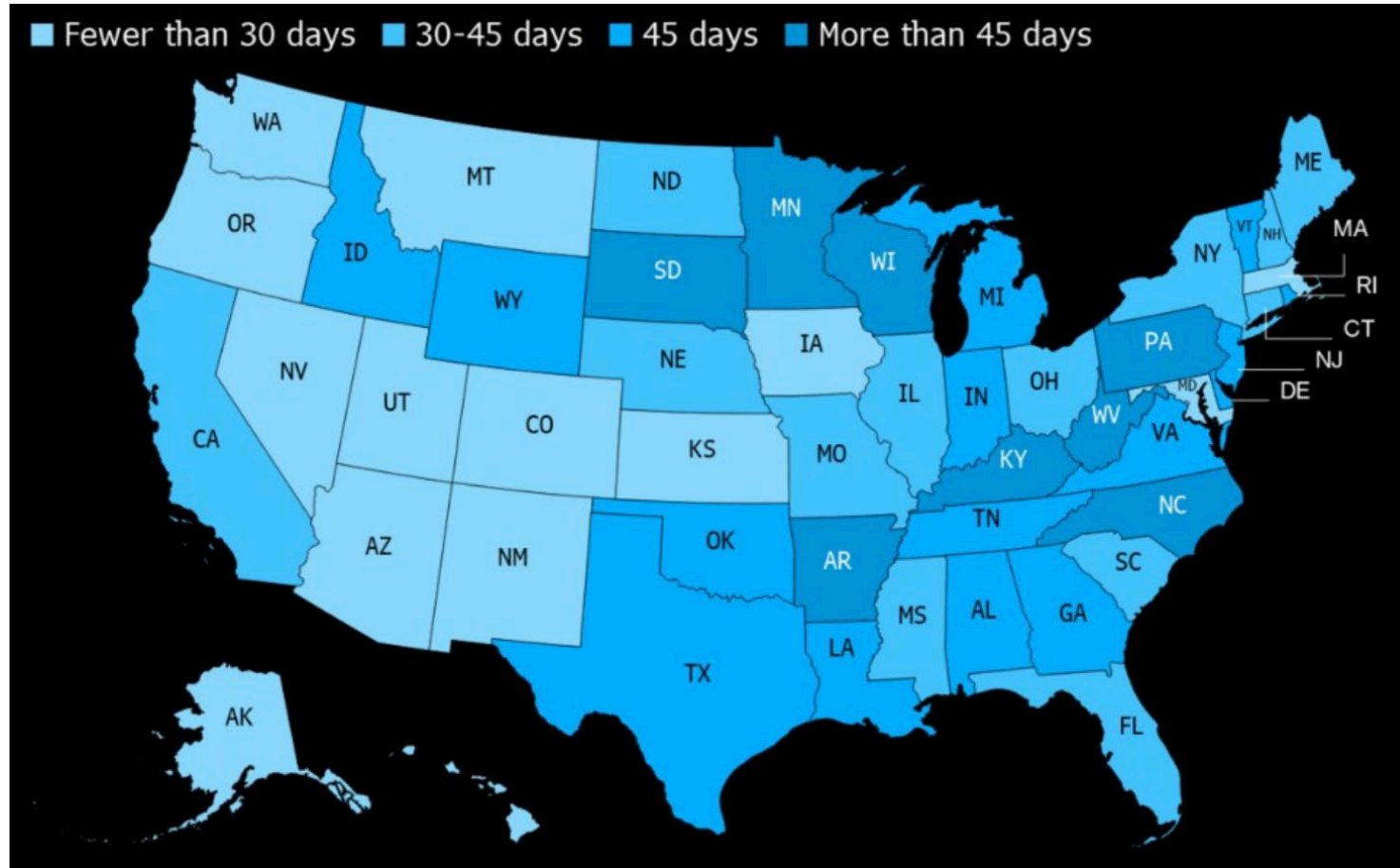
- Have equally negative opinions of Trump AND Biden.
- Prefers Republicans over Democrats to be in control of Congress.
- Only 40% of this group of voters is very interested in the election.

Voters are Divided on What They Want

“In general, in thinking again about your vote in November for President and Congress, which comes closer to the type of candidate you prefer...”

	Overall	Trump Voters	Biden Voters
Someone who will confront and challenge the establishment in government to shake up how it operates	44%	69%	22%
Someone who will bring competence and compassion to the way government operates	46%	23%	70%

Absentee and Early Voting



- **September:**
North Carolina
Michigan
Pennsylvania
Wisconsin
- **76% can cast ballot by mail**
- **34 states to offer no-excuse absentee voting**



Takeaways

- Stakes of Elections are High
- Elections Have Consequences
- Business Community Facing Challenges
- Expect Record Turnout
- Employers to Employees
- Election Night = Election Week

Political Affairs & Federation Relations

FEDERAL POLITICAL UPDATE

JULY 28, 2020

Scott W. Reed
Senior Political Strategist



U.S. CHAMBER OF COMMERCE